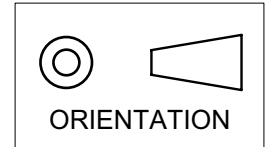


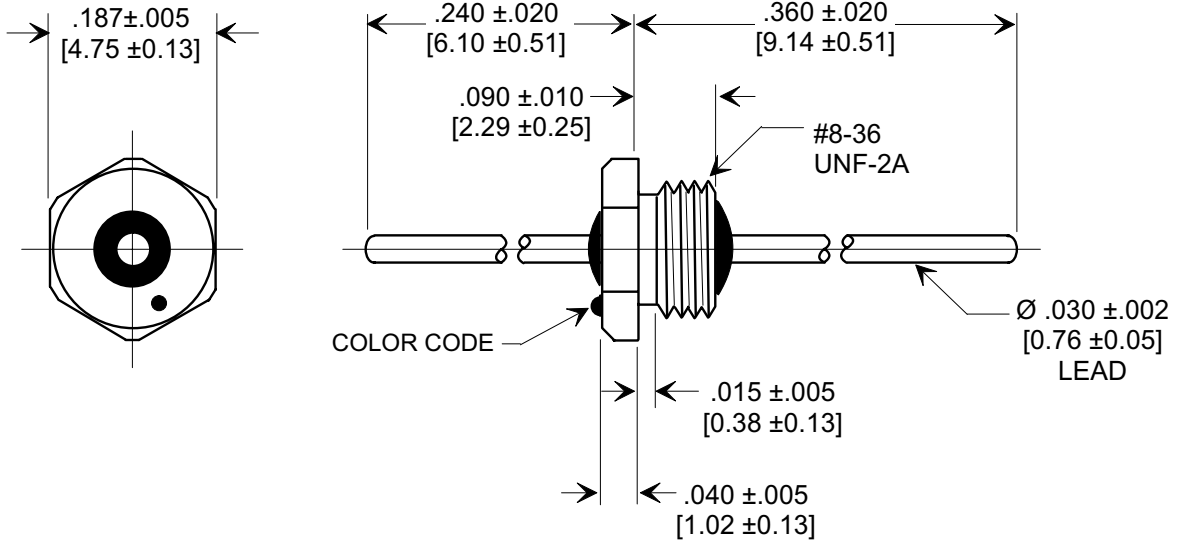
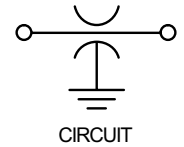
MARKETING SALES DRAWING

DIMENSIONS IN INCHES - DO NOT SCALE THIS DRAWING
 DIMENSIONS IN METRIC - []

This drawing is the property of Tusonix, Inc., and may not be used, reproduced, published or disclosed to others without expressed authorization by Tusonix Inc.



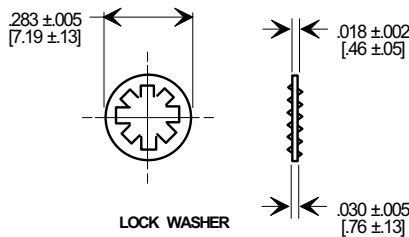
Electrical Testing
 per Tusonix standard
 test plans and Mil-Std-202
 Test Methods.



NOTES:

1. OPERATING TEMPERATURE RANGE: -55°C to +125°C.
2. SILVER PLATED CASE, LEAD AND MOUNTING HARDWARE.
3. RECOMMENDED MOUNTING TORQUE: 1.0 lb. - in. [0.113 Nm].
4. MAX. RECOMMENDED SOLDERING TEMPERATURE: 260°C.
5. LOCK WASHER INCLUDED.
6. TUSONIX STANDARD PART NUMBER: 4401-000.
 TUSONIX RoHS COMPLIANT PART NUMBER: 4401-000 LF.
 CUSTOMER MUST SPECIFY STANDARD OR RoHS PART NUMBER PART NUMBER WHEN ORDERING.
7. PART MARKING: STANDARD PART: CAP COLOR CODE DOT(S). RoHS COMPLIANT PART MARKED WITH ADDITIONAL GREEN DOT IDENTIFICATION.

MOUNTING HARDWARE



CAP. (pF)	TOL.	DC WORKING VOLTAGE		I.R. MIN. @ 100 (VDC.)	DWV (VDC)	DC CURRENT (AMPS)	MIN. NO LOAD INSERTION LOSS (dB) @ 25° C PER MIL-STD-220				COLOR CODE
		85° C	125° C				10 MHz	100 MHz	1 GHz	10 GHz	
100	GMV	300	200	10 G Ω	500	10	---	3	20	28	GREEN

REVISION RECORD Original Release C.O. 5280 RDN. TO COMP. FMT. & DIM. .018 WAS .015. S.M. 10-10-95 951003-7 4401 1 GHz WAS 60. ADDED ORIENTATION. S.M. 06-25-01 20010622-8-03 REVISED DWG. DRAWING MADE FOR EACH VAR. S.M. 11-20-02 20021113-2-01 ADDED NOTES 6 & 7. S.M. 10-19-02 20051013-5-02 REVISED NOTE 7. S.M. 02-28-06 20060202-3-02	--TOLERANCES-- Unless Otherwise Specified		Title BUSHING STYLE EMI FILTER
	DECIMAL ± NOTED		
	ANGLES ±		Drawn S.M. 10-10-95
	TUCSON, ARIZONA		Approved A.D. 06-07-90
	A		4401-000

X-2015 Rev-0