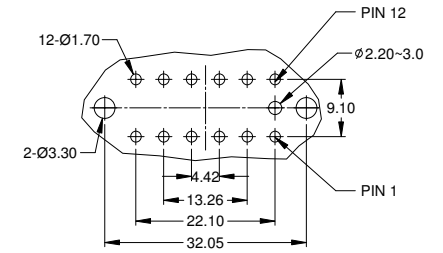
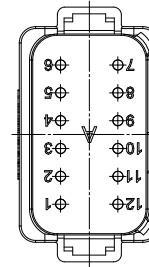
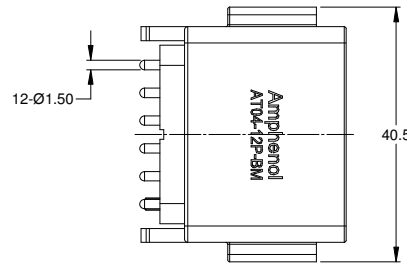
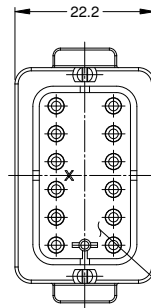
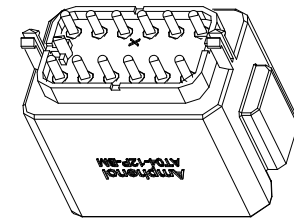
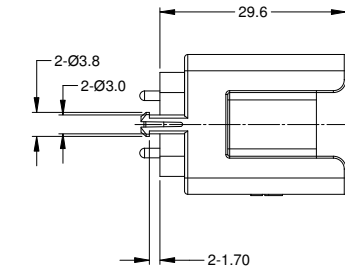
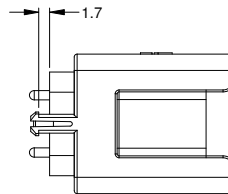


REVISIONS					
REV	ECO	DESCRIPTION	DATE	BY	APPR
A1	-	RELEASE NEW DWG FORMAT	NOV/07/15	SULLEN	TOMMY



RECOMMENDED LAYOUT  
VIEW FROM COMPONENTS  
SIDE OF PCB



NOTES: UNLESS OTHERWISE SPECIFIED

1. SEE SHEET 2 FOR KEY ARRANGEMENTS AND COLORS.

2. MATERIAL:  
HOUSING: THERMOPLASTIC; COLOR: SEE SHEET 2  
CONTACT: COPPER ALLOY

3. MODIFICATIONS: PCB MOUNT

4. SPECIFICATIONS:  
3.1 CURRENT RATING: 13 AMPS  
3.2 OPERATING TEMPERATURE: -55°C TO +125°C  
3.3 DIELECTRIC WITHSTANDING VOLTAGE: LESS THAN 2 MILLIAMPS CURRENT LEAKAGE @ 1500 VOLTS AC.  
3.4 INSULATION RESISTANCE: 1000 MEGOHMS MIN @ 25°C.  
3.5 MOISTURE RESISTANCE: IP67 ( MATED CONDITION )  
3.6 MATING CYCLE DURABILITY: 100 CYCLES  
3.7 RoHS COMPLIANT

5. MATING PART: AT06-12SX\* PLUG  
( X = A,B,C,D KEYS; \* = MODIFICATIONS AND COLORS )

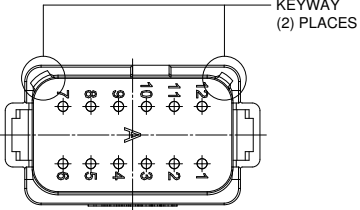
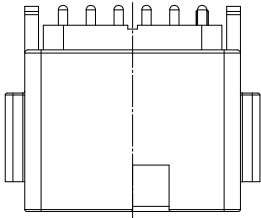
6. ALL DIMENSIONS ARE FOR REFERENCE USE ONLY.

TITLE: RECEPTACLE, 12 PIN, PCB BOARD MOUNT  
DWG NO.: AT04-12PX-BMXX  
REV: A1  
SH: 1  
OF: 2

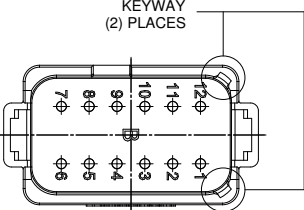
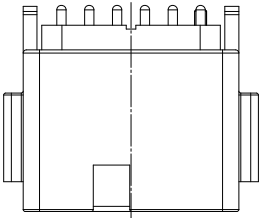
QUANTITY	PART NUMBER	DESCRIPTION	ITEM
<b>MATERIALS LIST</b>			
UNLESS OTHERWISE SPECIFIED 1) All dimensions are in metric (mm). 2) Tolerances are as follows: 1 PL DEC ±0.30   Fractions ±1/64 2 PL DEC ±0.15   Angles ±1° 3 PL DEC ±0.08 3) Note reference =		SIGNATURES DRAWN: SULLEN, ZHANG CHECKED: ORION LI ENGINEER: APPROVAL: TOMMY XIE CUSTOMER:	DATE 07/NOV/15 07/NOV/15 07/NOV/15
MATERIAL SPECIFICATIONS:		<b>Amphenol</b> Sine Systems - www.amphenol-sine.com 44724 Marley Drive Clinton Township, MI 48036	
PROCESS SPECIFICATIONS:		RECEPTACLE, 12 PIN, PCB, BOARD MOUNT	
NEXT ASSY:		SIZE: B C- SCALE: NONE	DWG NO.: AT04-12PX-BMXX REVISION: A1 SHEET 1 OF 2

REVISIONS					
REV	ECO	DESCRIPTION	DATE	BY	APPR
A1	-	RELEASE NEW DWG FORMAT	NOV/07/15	SULLEN	TOMMY

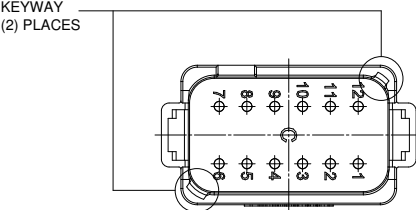
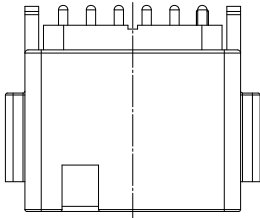
P/N AT04-12PA-BMXX  
KEY-A CONFIGURATION  
COLOR: GREY



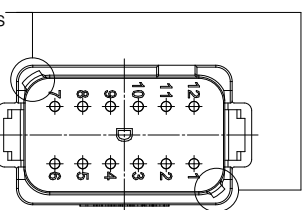
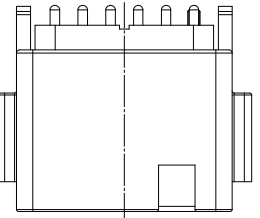
P/N AT04-12PB-BMXX  
KEY-B CONFIGURATION  
COLOR: BLACK



P/N AT04-12PC-BMXX  
KEY-C CONFIGURATION  
COLOR: GREEN



P/N AT04-12PD-BMXX  
KEY-D CONFIGURATION  
COLOR: BROWN



AT04-12PA-BMXX VARIANTS		
CONTACT PLATING	POTTING OR NOT IN RESERVOIR	PART NUMBER
GOLD	NO POTTING	AT04-12PA-BM01
GOLD	POTTING	AT04-12PA-BM02
NICKEL	NO POTTING	AT04-12PA-BM03
NICKEL	POTTING	AT04-12PA-BM04

AT04-12PB-BMXX VARIANTS		
CONTACT PLATING	POTTING OR NOT IN RESERVOIR	PART NUMBER
GOLD	NO POTTING	AT04-12PB-BM01
GOLD	POTTING	AT04-12PB-BM02
NICKEL	NO POTTING	AT04-12PB-BM03
NICKEL	POTTING	AT04-12PB-BM04

AT04-12PC-BMXX VARIANTS		
CONTACT PLATING	POTTING OR NOT IN RESERVOIR	PART NUMBER
GOLD	NO POTTING	AT04-12PC-BM01
GOLD	POTTING	AT04-12PC-BM02
NICKEL	NO POTTING	AT04-12PC-BM03
NICKEL	POTTING	AT04-12PC-BM04

AT04-12PD-BMXX VARIANTS		
CONTACT PLATING	POTTING OR NOT IN RESERVOIR	PART NUMBER
GOLD	NO POTTING	AT04-12PD-BM01
GOLD	POTTING	AT04-12PD-BM02
NICKEL	NO POTTING	AT04-12PD-BM03
NICKEL	POTTING	AT04-12PD-BM04

SEE PART NUMBER CHART		DESCRIPTION	ITEM
QUANTITY	PART NUMBER		
<b>MATERIALS LIST</b>			
<small>UNLESS OTHERWISE SPECIFIED</small> 1) All dimensions are in metric (mm). 2) Tolerances are as follows: 1 PL DEC ±0.30   Fractions ±1/64 2 PL DEC ±0.15   Angles ±1° 3 PL DEC ±0.08 3) Note reference - $\Delta$		SIGNATURES    DATE DRAWN: SULLEN ZHANG    07/NOV/15 CHECKED: ORION LI    07/NOV/15 ENGINEER: APPROVAL: TOMMY XIE    07/NOV/15 CUSTOMER:	 Sine Systems - www.amphenol-sine.com 44724 Morley Drive Clinton Township, MI 48036
MATERIAL SPECIFICATIONS:  PROCESS SPECIFICATIONS:  NEXT ASSY:		THIS DRAWING IS SUPPLIED FOR INFORMATION ONLY. DESIGN FEATURES, SPECIFICATIONS AND PERFORMANCE DATA SHOWN HEREON ARE THE PROPERTY OF THE AMPHENOL CORPORATION. NO RIGHTS OF REPRODUCTION ARE IMPLIED. ALL DIMENSIONS ARE SUBJECT TO NORMAL MANUFACTURING VARIATIONS.	

TITLE: RECEPTACLE, 12 PIN, PCB BOARD MOUNT    DWG NO: AT04-12PX-BMXX    REV: A1    SH: 2    OF: 2