



LOW PROFILE, THREE FLANGE 12VA POWER TRANSFORMER APPROVED TO UL506 AND CSA C22.2 NO. 66-1988 AND USES A UL CLASS B (130°C) APPROVED INSULATION SYSTEM

MODEL NUMBER
3FL & PF 12VA

REV. Status
REVISION -
05/01/07 YS

A. Electrical Specifications (@25°C)

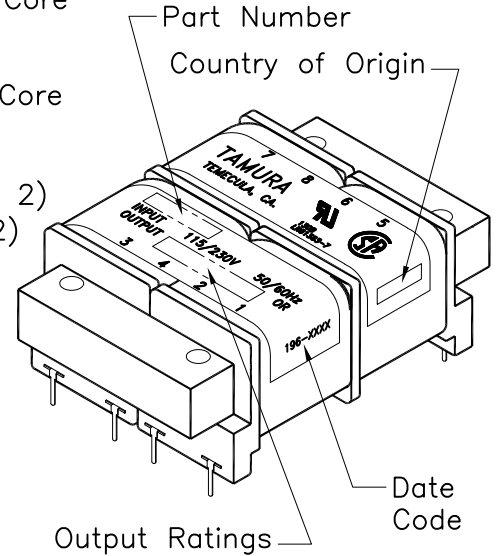
1. Maximum Power: 12VA
2. Primary Voltage and Frequency: 115/230VAC
50/60Hz.
3. Secondary RMS Rating: See Table A on sheet 2
4. Voltage Regulation: 20% TYP @ full load to no load
5. Temperature Rise: 35°C TYP (45°C MAX)
6. Insulation Resistance:
100MΩ MIN @ 500VDC, Pri to Sec, Pri to Core
100MΩ MIN @ 500VDC, Sec to core
7. Dielectric Withstand:
1500Vrms 1 minute @ Pri to Sec, Pri to Core
1500Vrms 1 minute @ Sec to Core



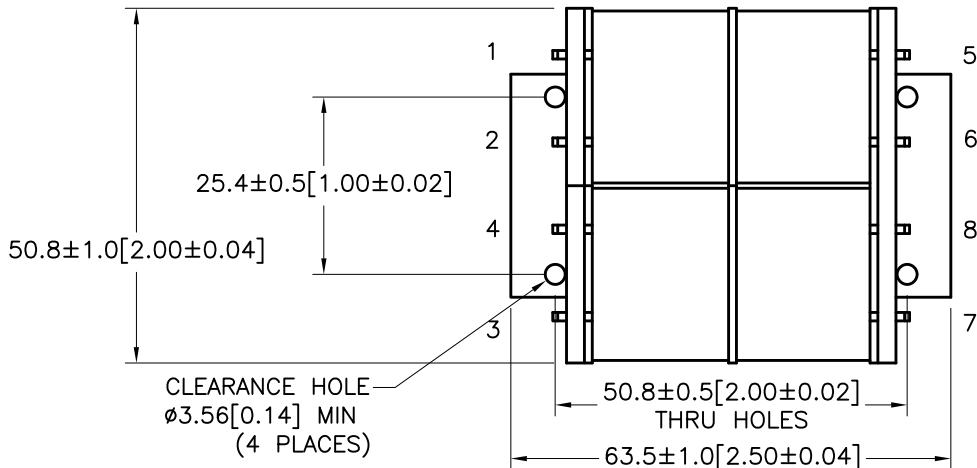
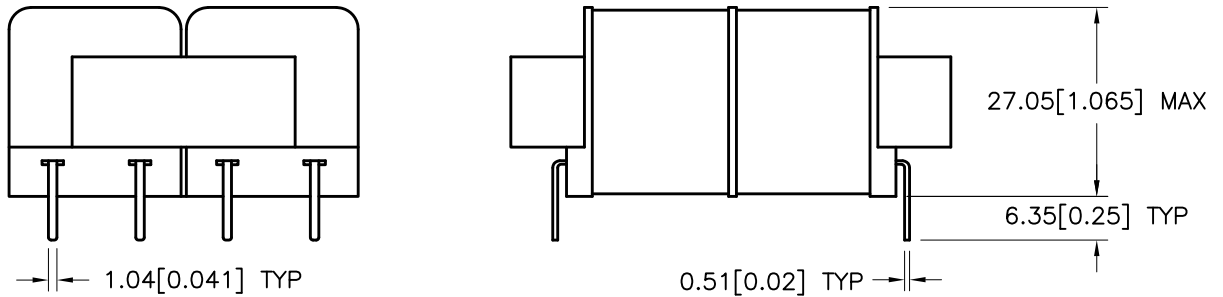
- B. Marking: TAMURA, Tamura part number (see sheet 2)
MICROTRAN, Microtran part number (see sheet 2)
date code, country of origin, safety logos
and input and output ratings (see sheet 2)

C. Safety:

UL approved, UL506 File E145619, E79781
Insulation Class B (130°C) File No E92957
CSA Certified, C22.2 No. 66 File 081383
(3FL Series)



D. Mechanical Specifications:



TOLERANCES (mm)	
≤ 4	± 0.2
4 ≤ 20	± 0.3
20 ≤ 50	± 0.4

PREPARED BY:
K. BRENNAN

ENGINEER:
M. PITCHAI

SAFETY ENGINEER:
B. OCONNELL

APPROVED:
Y. SEKIGUCHI

DWG CONTROL NO. P-A1-11688
ACAD\3F\A1116881.DWG



REV -
12VA 3FL & PF SERIES
POWER TRANSFORMER

TAMURA CORPORATION OF AMERICA
43352 BUSINESS PARK DRIVE, TEMECULA, CA. 92590-6624
(951) 699-1270 FAX 9516769482

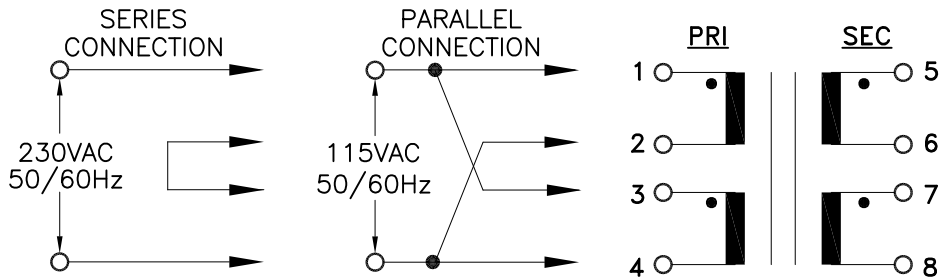
3FL & PF 12VA

MODEL SPECIFICATION
DIM: mm[In] SCL: 1/1 SH: 1 OF 2

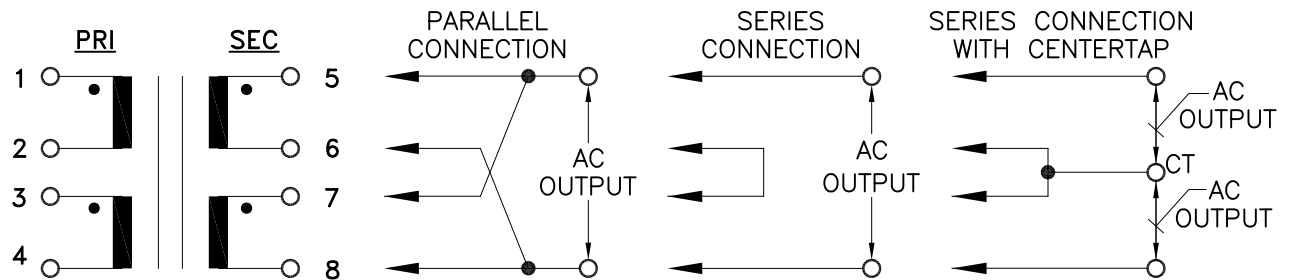
PROPRIETARY NOTICE: THIS DRAWING PRINT OR DOCUMENT AND SUBJECT MATTER DISCLOSED HEREIN ARE PROPRIETARY ITEMS TO WHICH TAMURA RETAINS THE EXCLUSIVE RIGHT OF DISSEMINATION, REPRODUCTION, MANUFACTURE AND SALE. THIS DRAWING, PRINT OR DOCUMENT IS SUBMITTED IN CONFIDENCE FOR CONSIDERATION BY THE RECIPIENT ALONE UNLESS PERMISSION FOR FURTHER DISCLOSURE IS EXPRESSLY GRANTED IN WRITING.



PRIMARY INPUT CONNECTIONS



SECONDARY OUTPUT CONNECTIONS



G. Table A:

TAMURA PART NO.	MICROTRAN PART NO.	PARALLEL CONNECTION		SERIES CONNECTION		SERIES CONNECTION WITH CT	
		AC VOLTS	RMS AMPS	AC VOLTS	RMS AMPS	AC VOLTS	RMS AMPS
3FL10-1200	PF12-10	5.0	2.40	10.0	1.20	5.0-CT-5.0	1.20
3FL12-950	PF12-12	6.3	1.90	12.6	0.95	6.3-CT-6.3	0.95
3FL16-700	PF12-16	8.0	1.40	16.0	0.70	8.0-CT-8.0	0.70
3FL20-600	PF12-20	10.0	1.20	20.0	0.60	10.0-CT-10.0	0.60
3FL24-500	PF12-24	12.0	1.00	24.0	0.50	12.0-CT-12.0	0.50
3FL30-400	PF12-30	15.0	0.80	30.0	0.40	15.0-CT-15.0	0.40
3FL34-340	PF12-34	17.0	0.68	34.0	0.34	17.0-CT-17.0	0.34
3FL40-300	N/A	20.0	0.60	40.0	0.30	20.0-CT-20.0	0.30
3FL56-200	PF12-56	28.0	0.42	56.0	0.21	28.0-CT-28.0	0.21
3FL88-130	N/A	44.0	0.26	88.0	0.13	44.0-CT-44.0	0.13
3FL120-100	N/A	60.0	0.20	120.0	0.10	60.0-CT-60.0	0.10
3FL230-50	N/A	115.0	0.10	230.0	0.05	115.0-CT-115.0	0.05

PREPARED BY:

K. BRENNAN

ENGINEER:

M. PITCHAI

SAFETY ENGINEER

B. OCONNELL

APPROVED:

Y. SEKIGUCHI

DWG CONTROL NO. P-A1-11688
ACAD\3F\A1116882.DWG

REV -
12VA 3FL & PF SERIES
POWER TRANSFORMER
TAMURA CORPORATION OF AMERICA
43352 BUSINESS PARK DRIVE, TEMECULA, CA. 92590-6624
(951) 699-1270 FAX 9516769482

3FL & PF 12VA

MODEL SPECIFICATION

DIM: mm(In) SCL: 1/1 SH: 2 OF 2

PROPRIETARY NOTICE: THIS DRAWING PRINT OR DOCUMENT AND SUBJECT MATTER DISCLOSED HEREIN ARE PROPRIETARY ITEMS TO WHICH TAMURA RETAINS THE EXCLUSIVE RIGHT OF DISSEMINATION, REPRODUCTION, MANUFACTURE AND SALE. THIS DRAWING, PRINT OR DOCUMENT IS SUBMITTED IN CONFIDENCE FOR CONSIDERATION BY THE RECIPIENT ALONE UNLESS PERMISSION FOR FURTHER DISCLOSURE IS EXPRESSLY GRANTED IN WRITING.